

Playground Workshop

After school Program

September 12th, 4pm – 5:30pm
The Belle Center
104 Maryland St. Buffalo,
New York 14201

On September 12th, about 40 kids from the after school program at The Belle Center shared their feedback on the draft design vision for Ralph C. Wilson, Jr. Centennial Park and provided input on their ideas for playground design through creative, hands-on activities.

Station #1 – Participants chose their favorite examples of playgrounds from places around the world in four different categories.

Station #2 – Kids and adults examined the model of draft designs for the Play Garden and picked which part they're most excited about.

Station #3 – Kids used crafts to design their dream playground.

Station #4 – Kids showed off their designs at the pictures station, where the project team captured photos of the kids' creations.




Station #1

Children were also shown 16 images of example playgrounds from other places around the world, broken down into four categories: play structure, nature play, water play, and theme play. Kids were given four orange stickers then asked to put the stickers on the images of designs that they liked the most.

Play Structures




Dots placed in each example:

	
1	3
2	5
3	8
4	0

Nature Play



Dots placed in each example:


	
1	5
2	1
3	6
4	5

Station #1 (cont'd)

Water Play




Dots placed in each example:

	
1	4
2	3
3	14
4	1

Theme Play

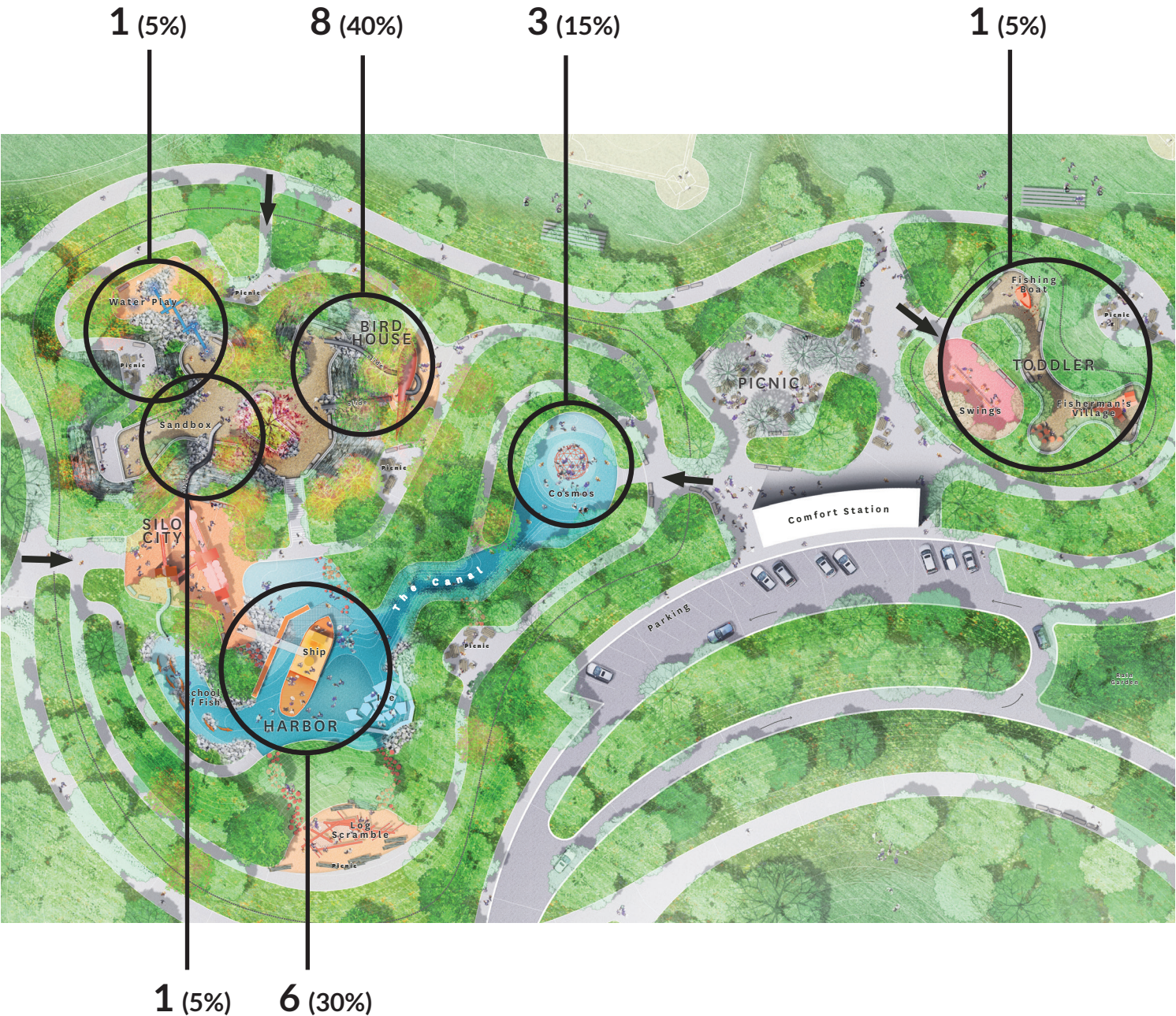


Dots placed in each example:

	
1	5
2	4
3	14
4	0







Station #2

At one of the stations, participating kids saw an 8:1 scale model of the preliminary draft design for the Play Garden in Ralph C. Wilson, Jr. Centennial Park. After looking at the model closely, kids were asked to place a blue sticker on a corresponding plan-view of the design in the area they were most excited about.



Station #3

Participating kids used crafts elements to design their own dream playground.



Things we heard from the kids' dream playgrounds:

Race
Course for
Go Karts

Ninja Warrior
Course

Bounce Zone

Climbing Structure

Fountain

Tunnels

Boat

Climbing
Logs

Picnic Area

Shark

Soft Pad for an
Escape Route

Pool

Slides

Monkey Bars

Alien-Theme
Splash Pads

Enclosed Slide

Climbing
Wall